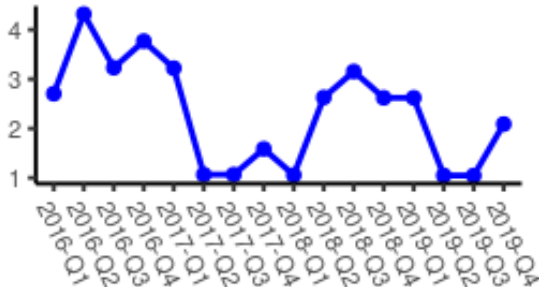


El Dorado Opioid Overdose Snapshot: 2016-Q1 through 2019-Q4

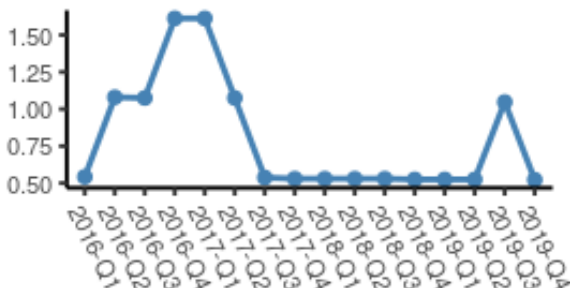
Report downloaded 09-23-2020

El Dorado experienced 7 opioid-related overdose deaths in 2018, the most recent calendar year of data available. The annual crude mortality rate during that period was 3.67 per 100k residents. This represents a 24% decrease from 2016. The following charts present 12-month moving averages for selected opioid indicators (prescription-, heroin-, and synthetic opioid-related overdose deaths, and ED visits related to any opioid) and include trend data for 2019. The map displays the annual zip code level age-adjusted rates for all opioid-related overdoses. Synthetic opioid overdose deaths may be largely represented by fentanyl.

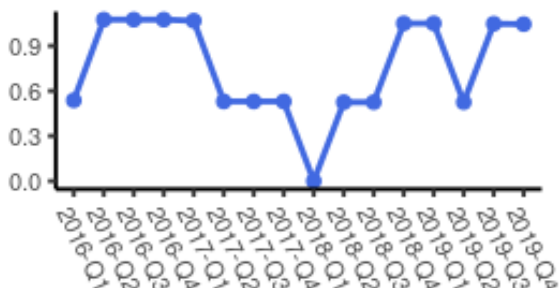
12-Month Prescription Opioid OD Death Rates



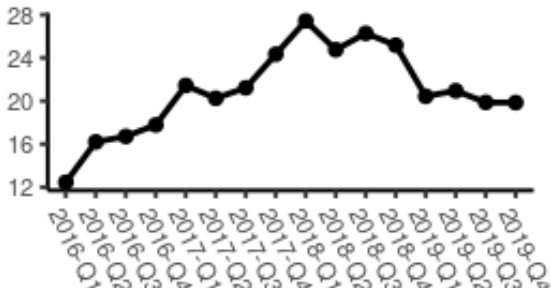
12-Month Heroin OD Death Rates



12-Month Synthetic OD Death Rates



12-month Any Opioid ED Visit Rates

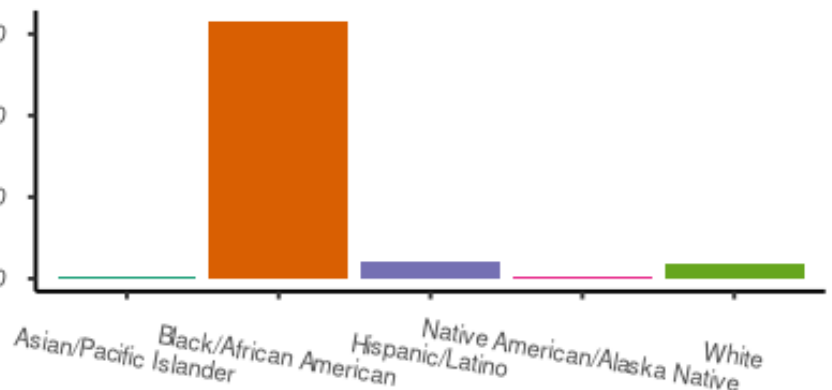


Any Opioid-Related Overdose, 2018 Age-Adjusted Annual Death Rates by Zip Code



Rate per 100k - 40 30 20 10 0

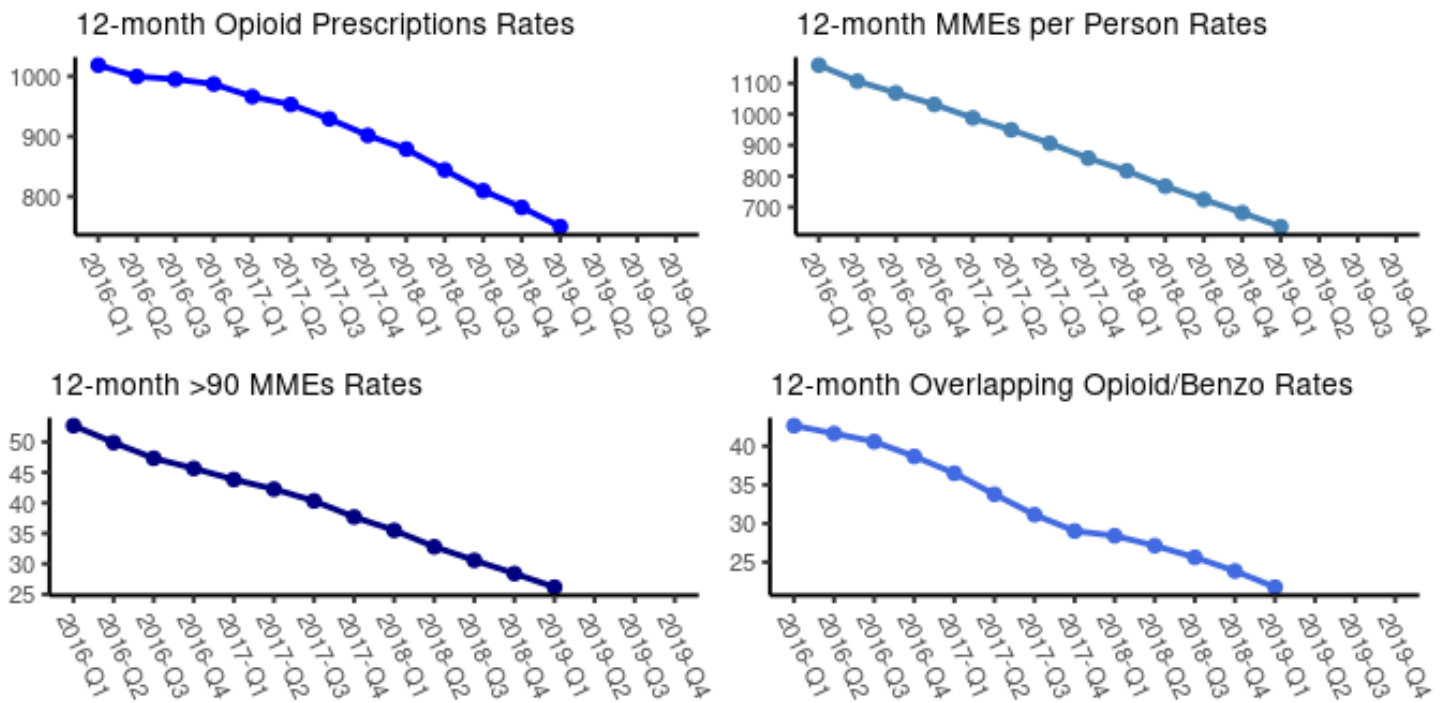
Any Opioid-Related Overdose, 2018 Age-Adjusted Death Rates by Race/Ethnicity



Footnotes: 12-month rates are based on moving averages; OD = Related Overdose
 Report produced by the California Opioid Overdose Surveillance Dashboard - <https://cdph.ca.gov/opioiddasboard/>

Prescribing

There were 149,105 prescriptions for opioids (excluding buprenorphine) in El Dorado in 2018. The annual crude prescribing rate during that period was 781.97 per 1,000 residents. This represents a 21% decrease in prescribing from 2016. The following charts present present 12-month moving averages for crude opioid prescribing rates, the crude rate of MMEs (morphine milligram equivalents) per person, the crude high dosage rate (i.e. greater than 90 Daily MMEs in the quarter), and the crude opioid/benzodiazepine overlap crude rate from 2016 to 2018.



Treatment

Buprenorphine prescriptions in the county are used to gauge the expansion of medication-assisted treatment (MAT). The annual crude buprenorphine prescribing rate in 2018 was 44.43 per 1,000 residents. This represents a 76% increase in buprenorphine prescribing from 2016.

